

No English

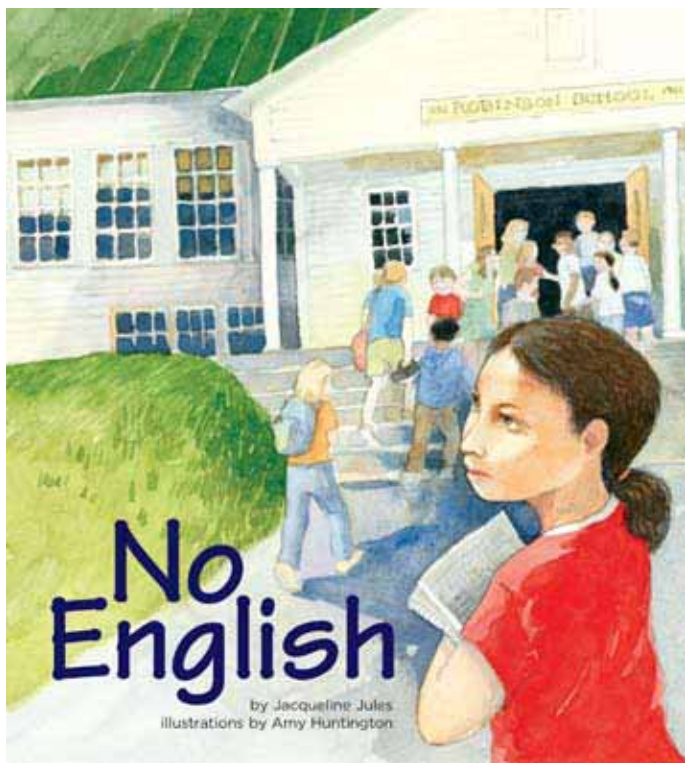
Written by Jacqueline Jules Illustrated by Amy Huntington

Teacher and Parent Guide

Created by Jacqueline Jules

Contents

Pre-Reading Activities	1
Post-Reading Activities	2
Unpacking in a New Country	3
Putting out the Welcome Mat	4
Family Drawing	5
Spanish Word Game	6
Counting in Spanish	7
Taking Turns	8
Opposite Seasons	9
Fun Look Up	10
Visiting Argentina	11
The Weather in Argentina	12
Tattling or Telling	13
No English Crossword	14
Words to Describe a Friend	15
Recipe for a Friend	16
Describing Emotions	17
What Happened When	18-19
Point of View	20
Answer Keys	21-22



To download the guide visit www.MittenPress.com

Pre-Reading Activities



Pre-Reading Opinion Poll

Discuss the following opinion statements before reading *No English*. To get all students involved in the conversation, ask them to respond to the following question with “thumbs up” to indicate agreement, “thumbs down” to indicate disagreement, thumbs sideways to indicate uncertainty. There are no right or wrong answers. These questions are designed to stimulate student thinking about some of the themes in the book, *No English*.

1. New students should receive special treatment in school. Yes/No
2. Living in Argentina is very different from living in the United States. Yes/No
3. It is never right to tell on another student. Yes/No
4. Students who talk during class should be sent to the principal’s office. Yes/No
5. Learning a new language is very difficult. Yes/No
6. People who speak different languages can’t become friends. Yes/No

Pre-Reading Discussion

1. Look at the cover of the book, *No English*. What do you think the girl in the red shirt is thinking? Do you think she is happy about going into the school? Or does she look worried? Looking at the title and the cover, what do you think this book will be about?
2. Read the back cover of the book where it asks the question: “Can you imagine what it’s like to be surrounded by people you don’t understand?” Ask for a show of hands. How many of you can imagine being in that situation? How many of you have been in that situation? Can you describe how it feels?




Post-Reading Activities



After reading *No English*, have a group discussion with the following questions.

1. In the beginning of the story, Diane tells on Blanca. Why do you think Diane tattled on Blanca? Was she feeling jealous? Was she just being mean? Did she speak without thinking? Explain your answer.
2. Do you think Blanca should have been coloring during class? If not, what should she have been doing?
3. Why did Diane feel guilty after Mrs. Bertram discussed Blanca's situation? Would you have felt guilty?
4. What do you know about Argentina? Why does it help to know something about a new person's background?
5. What are the playground rules at your school? Are there certain places where younger students cannot go? Are there certain places where older students are not allowed?
6. What makes a good friend? How do people become friends?
7. Do people have to speak the same language to be friends?
8. How do you think Blanca would feel if she came to your school? Would she be uncomfortable at first? How would you be able to make her feel at home at your school?





Unpacking in a New Country





Name: _____


Why is it hard for a person to adjust to life in a new country? Under each box, list something that may be entirely different in a new country.














Putting out the Welcome Mat



Name: _____

What can you do to help new students at your school feel more comfortable? What are the important things to know about your school? Below each welcome mat, put down one thing you could do to help a newcomer feel welcome.














Family Drawing



Name: _____

Draw and label a picture of your family. Share it with a person in your class. Tell them about your family through the picture.




Spanish Word Game



Name: _____

Connect the Spanish words to the words that mean the same thing in English.



el lápiz




la escuela



el libro



el cuadro



el perro



la ciudad



el gato



la casa

Picture

Dog

School

Pencil

Book

House

City





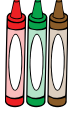















Cat

Counting in Spanish



Name: _____

Learn to count in Spanish!

1 uno		11 once	
2 dos		12 doce	
3 tres		13 trece	
4 cuatro		14 catorce	
5 cinco		15 quince	
6 seis		16 dieciséis	
7 siete		17 diecisiete	
8 ocho		18 dieciocho	
9 nueve		19 diecinueve	
10 diez		20 veinte	

Taking Turns



Name: _____

TAKING TURNS
by Jacqueline Jules

Last night I stood watching
as colors spread across the sky.
Once again, the sun was setting.
Once again, I wondered why.

They say the earth is spinning
every second, round and round.
Why don't I feel it moving
when I'm standing on the ground?

They say when evening comes
and I brush my teeth for bed,
children way across the globe
are waking up instead.

Could that be the reason
we lose the sun each night?
The world is taking turns.
I think that's quite polite.



Argentina, Blanca's country in *No English*, is in a different time zone.

Go to Time and Date.com: <http://www.timeanddate.com/worldclock/> to find out what time it is in Buenos Aires, Argentina.

What is the difference between the time in your city and the time in Buenos Aires?

Just for fun, write down the time in these cities from around the world:


	Rome, Italy	Honolulu, Hawaii, USA	Sydney, Australia	Beijing, China	Johannesburg, South Africa	Moscow, Russia	Tokyo, Japan
Current Time & Day:							

Opposite Seasons



The seasons in the Northern Hemisphere are completely opposite from the Southern Hemisphere. This is because the earth orbits the sun on a tilt, making one side of the earth receive more sunlight at different times of the year. When the northern half of the earth is tilted away from the sun, the southern half of the earth is tilted toward it. So it is winter in the Northern Hemisphere when it is summer in the Southern Hemisphere.

The diagram below shows the earth orbiting the sun on its axis.



Using styrofoam balls and pipe cleaners, create a mobile which gives a 3D representation of the earth's tilted orbit around the sun.

Fun Look Up



Name: _____

Using an encyclopedia, answer the following questions.

1. What is the equator?

2. What is the winter solstice?

3. When does the winter solstice usually occur in the Northern Hemisphere?

4. What is the summer solstice?

5. When does the summer solstice usually occur in the Northern Hemisphere?

6. What is the equinox?

7. When does the autumn equinox usually occur in the Northern Hemisphere?

8. When does the spring equinox usually occur in the Northern Hemisphere?



Visiting Argentina



Name: _____

Create a travel brochure or travel poster about Argentina that will make people want to visit there. Try to include interesting places to see. For example: Buenos Aires, the Andes Mountains, the Pampas, Patagonia, Iguazú Falls, Tierra del Fuego,

Use encyclopedias and nonfiction books about Argentina for your sources. Remember to include pictures.

Useful Websites:

<http://www.turismo.gov.ar/eng/menu.htm>

<http://www.fodors.com/wire/archives/001992.cfm>

<http://www.lonelyplanet.com/worldguide/destinations/south-america/argentina/see>

--	--	--

The Weather in Argentina



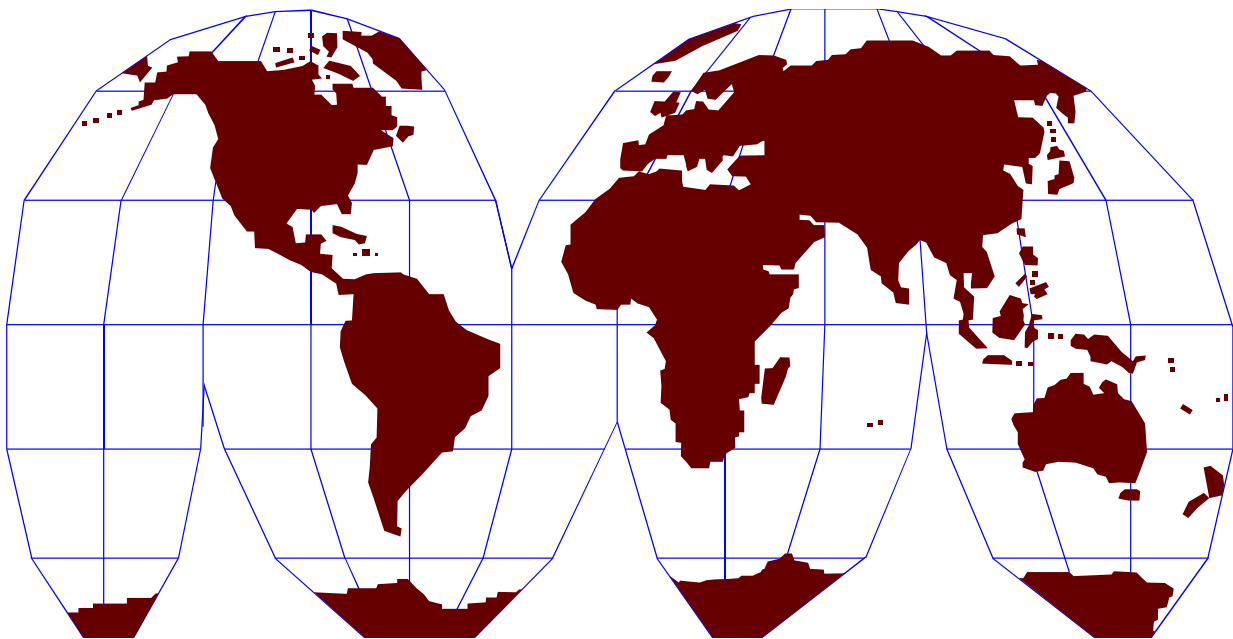
Name: _____

Go to The Weather Channel at www.weather.com. Look up the ten-day forecast in Buenos Aires, Argentina. Write down the high temperature for each day.

Look up your own ten-day forecast. Write down the high temperature for each day.

What is the difference in temperature on each day between your ten-day forecast and the ten-day forecast in Buenos Aires? Subtract the two numbers and write down the difference in the box below.

	Mon	Tues	Wed	Thurs	Fri	Sat	Sun	Mon	Tues	Wed
Buenos Aires										
Home										
Difference										



Tattling or Telling



Name: _____

What's the difference? When you tattle on someone you are trying to get them into trouble. However, if someone does something dangerous or hurts a person or property, it is important to tell an adult. Whenever you are in doubt about whether or not you should talk to an adult, ask yourself these questions. Could someone get hurt? Is it dangerous? Rate the following situations as tattling or telling.


1. You see a student in the bathroom with a box of matches. Tattling or telling? What should you do? Explain your answer.

2. One of your classmates leaves his trash on the table in the cafeteria. Tattling or telling? What should you do? Explain your answer.


3. You see a student in an older grade push another student down on the playground. Tattling or telling? What should you do? Explain your answer.

4. You think you overhear one of your classmates saying a bad word. Tattling or telling? What should you do? Explain your answer.

No English Crossword



Name: _____



ACROSS:

- 2. Spanish word for number one
- 6. Blanca and Diane drew during this time.
- 7. Place with books
- 8. Spanish word for hello
- 9. Diane felt this at the beginning of the story
- 11. Another word for laughing.
- 13. Blanca and Diane drew pictures of their _____
- 16. Blanca's country
- 17. Research tool
- 19. Blanca left the library with a _____

DOWN:

- 1. Playground game
- 3. Diane and Blanca were sent there
- 4. Diane and Blanca did not speak the same _____
- 5. Summer month in Argentina
- 6. Place to learn
- 10. Mrs. Bertram
- 12. Time to play
- 14. Blanca and Diane
- 15. Blanca and Diane enjoyed this
- 18. Diane's mistake

Words to Describe a Friend



Name: _____

Unscramble the words below to find words to describe a friend. Insert the letters in their appropriate position at the bottom to find a secret message.

NIKD

10	18	5	6

RANCGI

17	19	2				

IENC

	3		15

NUF

1		

LEFULPH

	4	20	16	14		12

MWRA ESLIM

	9		8		7		13		11

1	2	3	4	5	6	7	

8	9	10	11	

12	13	14	15	

7	16	4	17	18	19	20			

Recipe For Friendship



RECIPE FOR FRIENDSHIP

by Jacqueline Jules

Combine:

1/2 cup style

1 cup smart

2 cups sparkle

3 cups heart

Add:

1/2 cup humor

2 teaspoons sweet

a pinch of spunk

a dash of discreet.

Stir them together

until they all blend

bake at 350,

you'll make a good friend.



VOCABULARY:

What does discreet mean? Do you think it is helpful for a friend to be discreet?

How would you define sparkle in a friend?

How would you define heart? What does it mean to say that a person has heart?

What does it mean to say that a person has style?

What does it mean to say that a person has spunk?

ACTIVITY:

Read the poem again and think about the quantities for each ingredient. Is a half cup of humor enough for you? Would you need more or less? What about sparkle? Do you need more sparkle in a friend or less? Work in groups to decide what amounts of each item listed in the poem you need in a friend. Are there ingredients you would add?

Describing Emotions



Name: _____

Emotions can be hard to describe. To say someone looked scared or that someone is bothered does not always make a reader understand how a character felt. However, when you describe emotions by comparing them to something else, you can help your reader better understand another person's feelings. If you use the words, like or as, to make your comparison, it is called a simile. In *No English*, Diane says that her misunderstanding with Blanca "bothered her like a scratchy tag on the back of her neck."

Can you use a simile to describe how you felt the last time you were bothered by something?

It bothered me like _____

Finish the following sentences and use similes to describe other strong emotions.

1. I felt scared, like _____.

2. I felt nervous, like _____.

3. I felt happy, like _____.

4. I felt sad, like _____.

Now, write your four sentences below without the following words: "scared, nervous, happy, and sad."

Do your sentences still make sense? Whenever you can, allow your similes to describe your emotions on their own. For example, you can say, I felt happy, like I had just won the lottery or you can say I felt like I had just won the lottery. The second sentence is stronger.

What Happened When?



The sentences below list the major events in the story *No English*.

Cut out the strips below and put them in the same order they occurred in the story.

Mr. Conwell talks to Blanca and Diane.
They tell him they talk to each other in pictures.

Diane finds a Spanish-English book for Blanca at the library.

Mrs. Bertram gives Blanca the desk next to Diane.

Blanca jumps rope on the playground with the other second grade girls.

Diane tells on Blanca for coloring during spelling.

Diane sees that Blanca is alone at lunch and on the playground,
but she is afraid to talk to her.

What Happened When?

(continued)



The class discusses how difficult it must be for Blanca to be in a school surrounded by people she can't understand.

Mrs. Sanderson takes Blanca out of the classroom to help her learn English.

Pictures are displayed outside the office under a banner that says, "Making New Friends."

Diane tries to make friends with Blanca on the playground, but Blanca misunderstands.

Mrs. Clemons sends Blanca and Diane to the office.

Blanca gives Diane a drawing of the two of them reading a book.

Point of View



Name: _____

The story of *No English* is told in first person from Diane’s point of view. In the lines below, tell the story from Blanca’s point of view. What did she think when she entered Mrs. Bertram’s classroom? How did she really feel when Diane told on her and when she left the room with Mrs. Sanderson? Why did she go out past the third fence post to jump rope all by herself? Start at the beginning and tell the story through Blanca’s eyes.

Answer Key



SPANISH WORD GAME

Picture = el cuadro

Dog = el perro

School = la escuela

Pencil = el lápiz

Book = el libro

House = la casa

City = la ciudad

Cat = el gato

FUN LOOK UP


The equator is the imaginary circle in the middle of our planet that divides the Northern Hemisphere and the Southern Hemisphere into two equal parts.

The winter solstice is the day when the sun is the farthest south from the equator. It is the shortest day of the year and it occurs around December 21 in the Northern Hemisphere.

The summer solstice is the day when the sun is the farthest north from the equator. It is the longest day of the year and it occurs around June 21st in the Northern Hemisphere. The winter and the summer solstices are reversed in the Southern Hemisphere.

The equinox happens twice a year. It is when the sun crosses the equator, and day and night are the same number of hours. The Autumn Equinox is around September 23rd and the Spring Equinox is around March 21. This is also reversed in the Southern Hemisphere.

NO ENGLISH CROSSWORD



Answer Key (continued)



WORDS TO DESCRIBE A FRIEND

Kind
Caring
Nice
Fun
Helpful
Warm Smile

SECRET MESSAGE: Friends Make Life Special

WHAT HAPPENED WHEN?

1. Mrs. Bertram gives Blanca the desk next to Diane.
2. Diane tells on Blanca for coloring during spelling.
3. Mrs. Sanderson takes Blanca out of the classroom to help her learn English.
4. The class discusses how difficult it must be for Blanca to be in a school surrounded by people she can't understand.
5. Diane tries to make friends with Blanca on the playground, but Blanca misunderstands.
6. Diane sees that Blanca is alone at lunch and on the playground, but she is afraid to talk to her.
7. Diane finds a Spanish-English book for Blanca at the library.
8. Blanca gives Diane a drawing of the two of them reading a book.
9. Mrs. Clemons sends Blanca and Diane to the office.
10. Mr. Conwell talks to Blanca and Diane. They tell him they talk to each other in pictures.
11. Pictures are displayed outside the office under a banner that says, "Making New Friends."
12. Blanca jumps rope on the playground with the other second grade girls.